

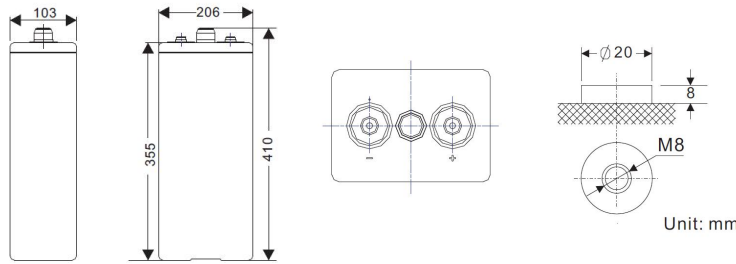


OPzS100 Tubular Battery



PHYSICAL SPECIFICATION

Nominal Voltage		2V
Nominal Capacity (10HR)		100Ah
Dimension	Length	103±2mm (4.05 inches)
	Width	206±2mm (8.11 inches)
	Container Height	355±2mm (13.98 inches)
	Total Height	410±2mm (16.14 inches)
Weight		Approx. 13.5 Kg (29.8lbs)
Standard Terminal		Bolt-and-nuts terminal Bolt Type: M8



ELECTRICAL SPECIFICATION

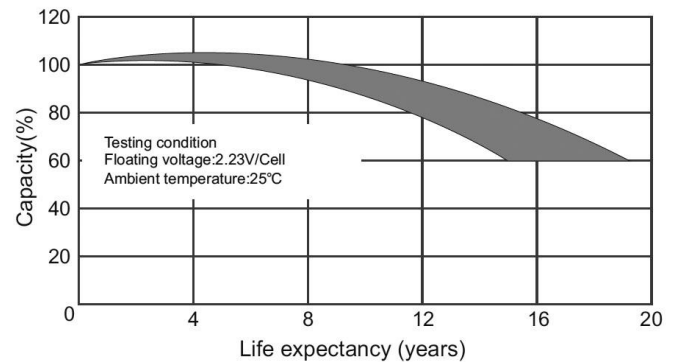
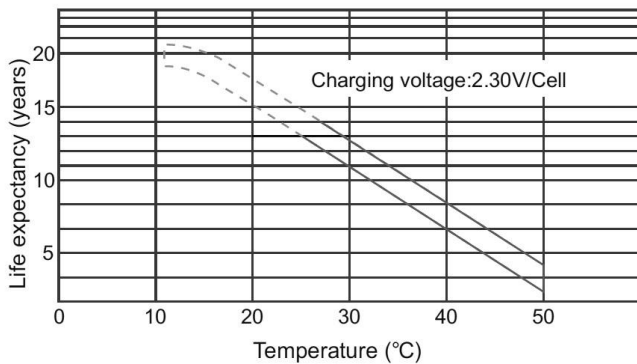
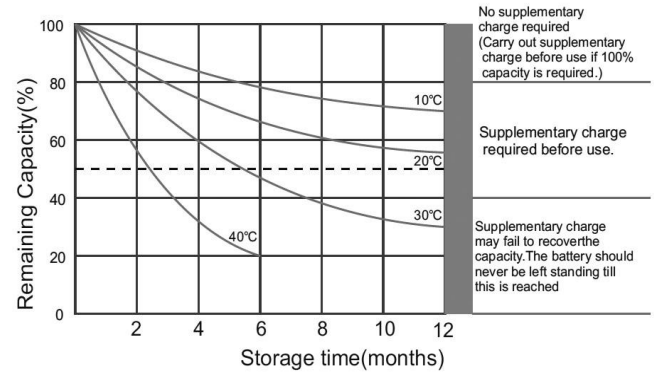
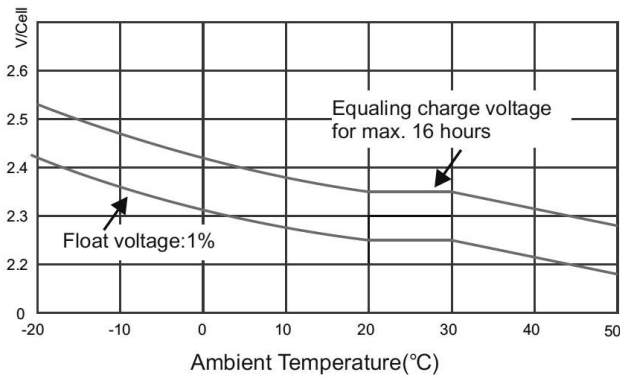
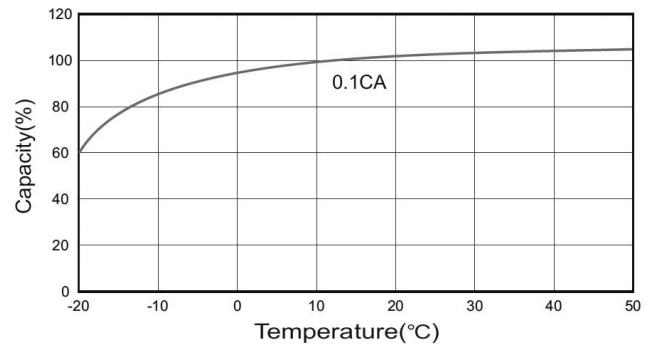
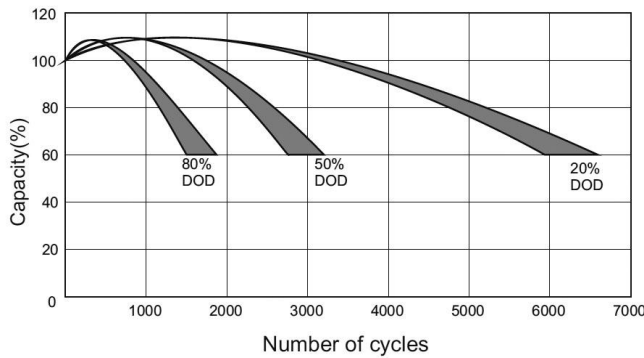
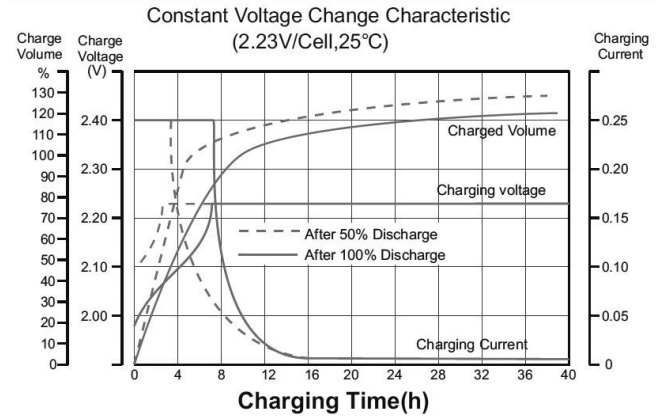
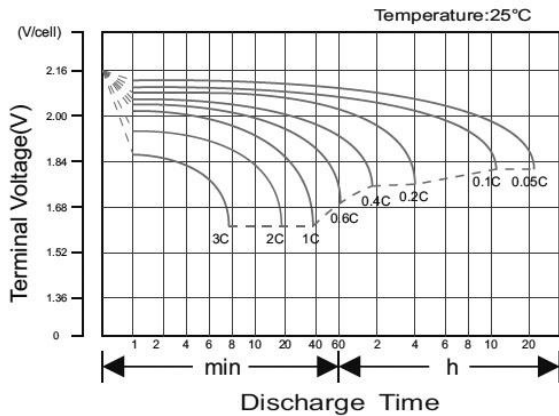
Characteristics		Main Advantages
Capacity	20 hour rate (6.20A to 1.80V/cell) 124.0Ah 10 hour rate (10.05A to 1.80V/cell) 100.5Ah 5 hour rate (17.0A to 1.75V/cell) 85.0Ah 1 hour rate (57.5A to 1.60V/cell) 57.5Ah	>> adopt tubular positive plate >> longest lifespan under deep discharge >> Strong temperature resistance performance >> Better charge reception capability >> 20 years design life
Operating Temp. Range	Discharge : -20°C~55°C Charge : -10°C~45°C Storage : -15°C~45°C	
Max. Discharge Current	500A(5sec)	
Short Circuit Current	1100A	
Designed life	20 years (floating) at 25°C(77 °F)	
Internal Resistance	Full charged battery (25°C, 77 °F) 1.5mΩ	
Constant Voltage Charge	Cycle Initial Charging Current less than :≤25A Voltage: 2.35~2.40V at 25°C (77 °F) Temperature Coefficient -5mV/°C	
	Standby No limit on Initial Charging Current Voltage: 2.23V at 25°C (77 °F) Temperature Coefficient -3mV/°C	

CONSTANT CURRENT DISCHARGE RATING A@25°C

F.V/TIME	30min	1h	2h	3h	4h	5h	8h	10h	24h
1.60V	84.5	57.5	36.5	26.0	20.5	18.0	12.75	10.60	4.72
1.65V	81.5	56.5	35.5	25.5	20.5	17.5	12.65	10.55	4.70
1.70V	78.0	54.5	34.5	25.0	20.0	17.5	12.50	10.50	4.67
1.75V	75.0	53.0	33.5	24.5	20.0	17.0	12.30	10.35	4.59
1.80V	68.5	50.5	32.5	24.0	19.5	16.5	11.95	10.05	4.48
1.85V	61.0	47.0	30.5	23.5	19.0	16.0	11.65	9.90	4.34

CONSTANT POWER DISCHARGE RATING WATT PER CELL@25°C

F.V/TIME	30min	1h	2h	3h	4h	5h	8h	10h	24h
1.60V	153.5	106.5	66.5	48.0	38.5	33.0	23.7	19.70	8.81
1.65V	150.0	104.0	65.0	47.5	38.0	32.5	23.5	19.65	8.79
1.70V	144.0	101.0	63.5	46.5	37.5	32.0	23.2	19.55	8.69
1.75V	139.0	98.5	62.5	46.0	37.0	32.0	22.9	19.35	8.62
1.80V	128.5	95.0	61.0	45.5	36.5	31.5	22.7	19.00	8.51
1.85V	116.0	89.0	58.0	44.5	36.0	31.0	22.3	18.90	8.41



(Note) All above information shall be changed without prior notice, Shimastu reserves the right to explain and update the latest information.